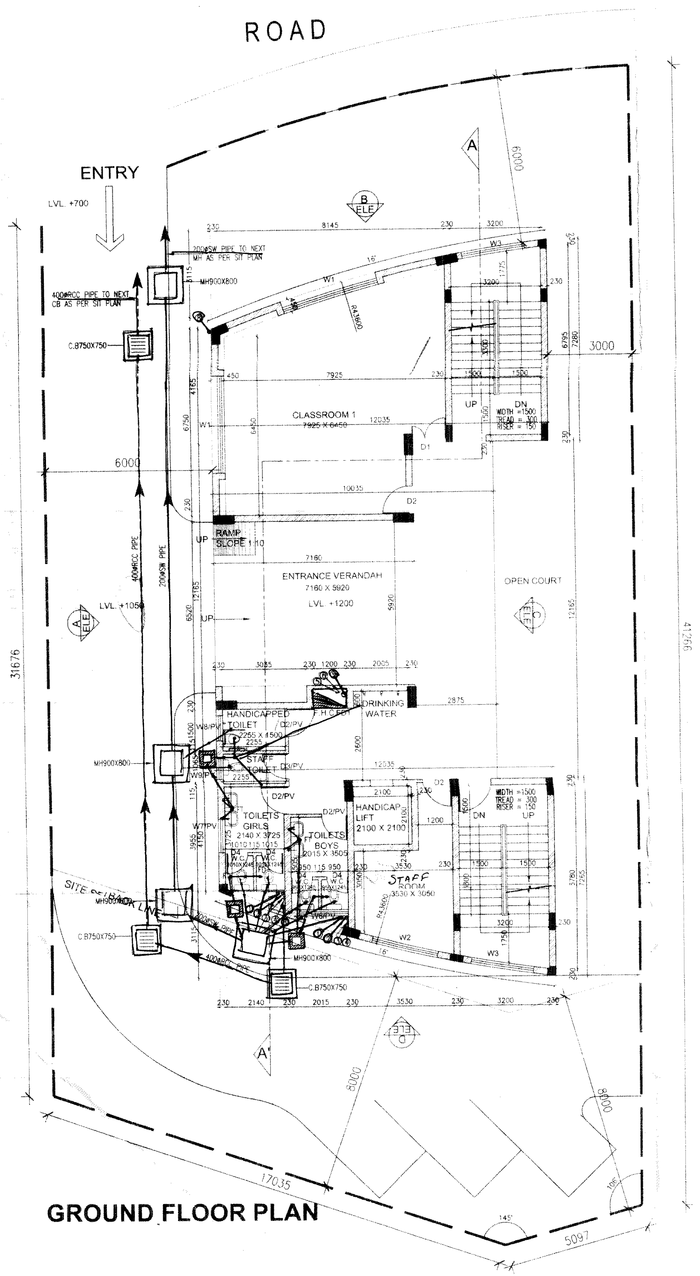

GROUND FLOOR PLAN

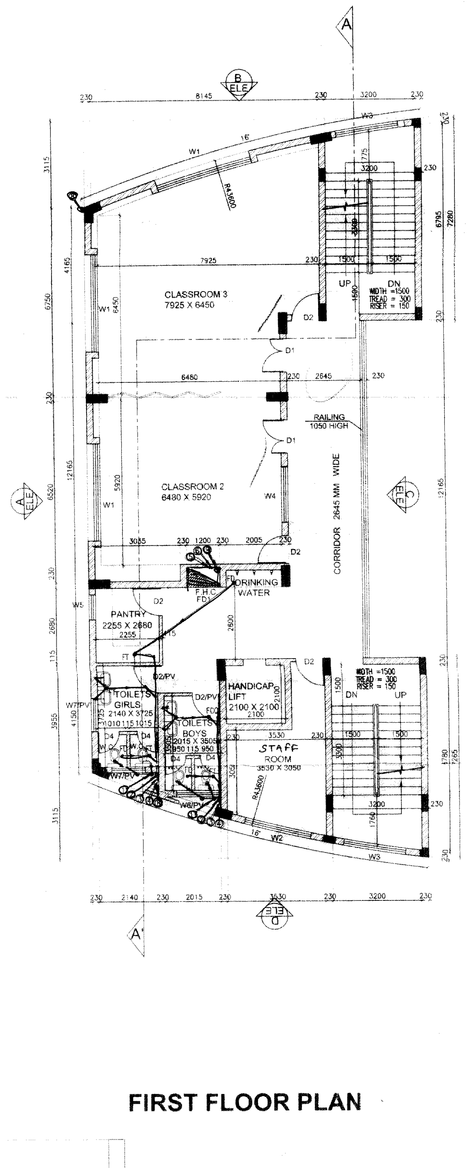

FIRST FLOOR PLAN

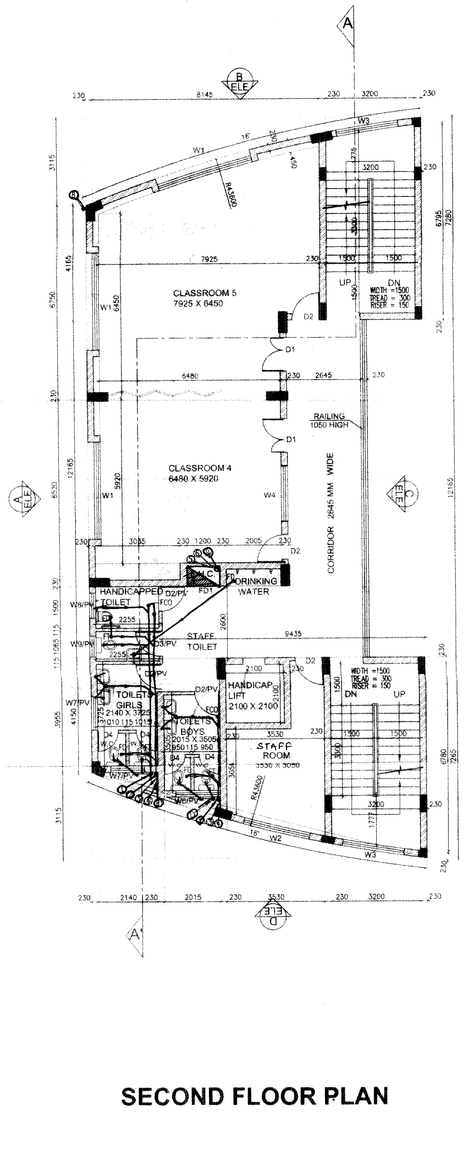

SECOND FLOOR PLAN

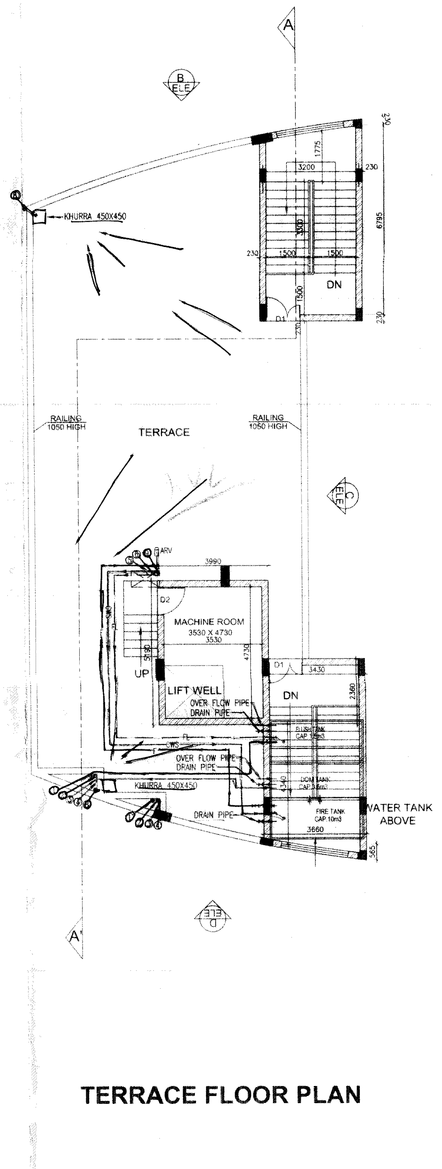

TERRACE FLOOR PLAN

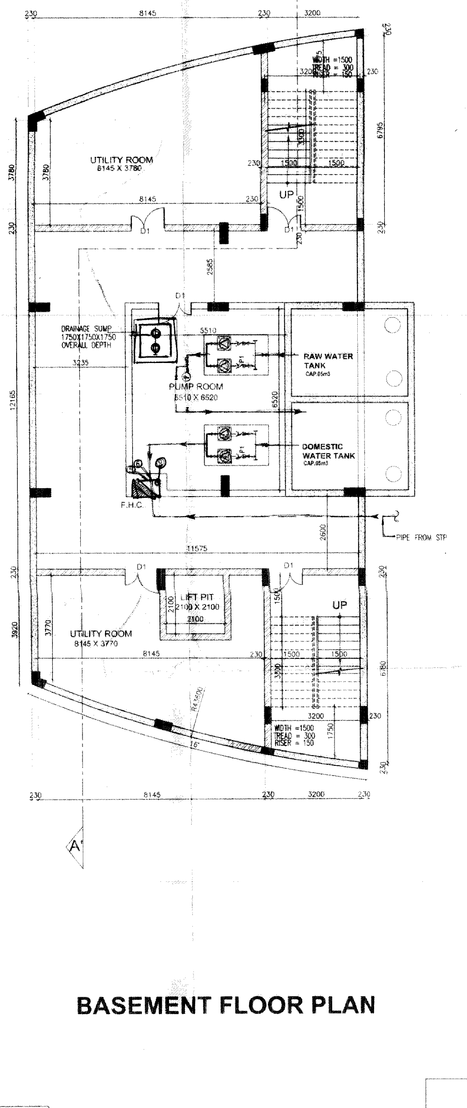

BASEMENT FLOOR PLAN

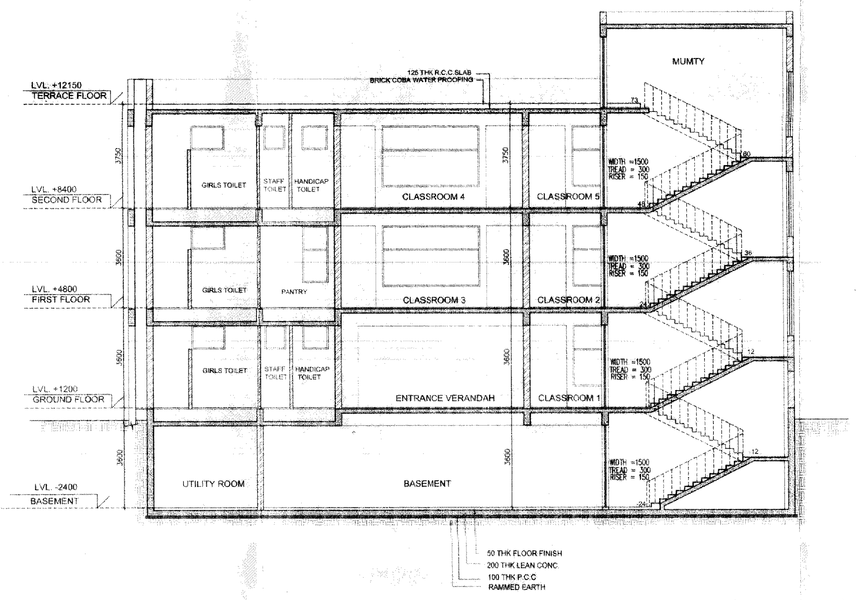

SECTION AT A-A'

D.T.P. (HQ) Mandal Secretary B.P.K.

S.T.P. (H) Member B.P.Q.

Tehsildar C.T.P. (HQ) Gurgaon B.P.K.

(Issued c/c) Internal Services only subject to Forwarding letter No. ST/HQ/ 313 dt 19/3/96

Superintending Engineer

SITE FOR NURSERY SCHOOL

AREA = 0.2 ACRES = 0.2 X 4048 = 809.6 SQ.M.
FAR ALLOWED IS 1 ON 0.2 ACRE = 809.6 SQ.M.
PERMISSIBLE GROUND COVERAGE @ 33.33% = 269.8 SQ.M.
PROPOSED GROUND COVERAGE @ 32.9% = 266.285 SQ.M.

BUILT UP AREA AT GROUND FLOOR= 266.285 SQ.M
BUILT UP AREA AT FIRST FLOOR = 261.875 SQ.M
BUILT UP AREA AT SECOND FLOOR = 261.875 SQ.M
TOTAL BUILT UP AREA = 790.035 SQ.

OCCUPANCY STUDENTS = 24 X 5 CLASSROOMS= 120
STAFF : 6

SCHEDULE FOR TOILETS AS/NBC

	WC	WB
GIRLS =60	60/15 =4	4
PROVIDED	6	6
BOYS =60	60/15= 4	4
PROVIDED	6	6
STAFF= 6	1	1
PROVIDED	2	2

B = AREA OF TRAPEZIUM = 1/2 (SUM OF PARALLEL SIDES) X HEIGHT
= 1/2 (4.165+7.280)X12.035
= 68.87 SQMT

C = AREA OF TRAPEZIUM = 1/2 (SUM OF PARALLEL SIDES) X HEIGHT
= 1/2 (4.150+7.265)X12.035
= 68.69 SQMT

D = AREA OF SEGMENT = $\frac{1}{2} R^2$ ((π/180) ø– SIN ø)
= $\frac{1}{2}$ 43.6^2[(3.14/180)16°–SIN16°]
= 950.48(0.2791–0.2756)
=3.326 SQMTS

AREA CALCULATION FOR GROUND FLOOR

S.NO	=	NOS.		SIZE		=	AREA	UNIT
A	=	1 X	10.035	X	12.165	=	122.075	SQMT.
B	=	1 X	68.87			=	68.87	SQMT.
C	=	1 X	68.69			=	68.69	SQMT.
D	=	2 X	3.326			=	6.65	SQMT.
						=	266.285	SQMT.

AREA CALCULATION FOR FIRST AND SECOND FLOOR PLAN

S.NO	=	NOS.		SIZE		=	AREA	UNIT
A	=	1 X	10.035	X	12.165	=	122.075	SQMT.
B	=	1 X	68.87			=	68.87	SQMT.
C	=	1 X	68.69			=	68.69	SQMT.
D	=	2 X	3.326			=	6.65	SQMT.
				TOTAL		=	266.285	SQMT. (X)

DEDUCTIONS

S.NO	=	NOS.		SIZE		=	AREA	UNIT
1	=	1 X	2.100	X	2.100	=	4.410	SQMT. (Y)

NET COVERED AREA = X - Y = 266.285- 4.410 = 261.875 SQMT.

AREA CALCULATION FOR BASEMENT(NON FAR)

S.NO	=	NOS.		SIZE		=	AREA	UNIT
A	=	1 X	10.035	X	12.165	=	122.075	SQMT.
B	=	1 X	68.870			=	68.870	SQMT.
C	=	1 X	68.690			=	68.690	SQMT.
D	=	2 X	3.326			=	6.650	SQMT.
E	=	1 X	2.000	X	12.165	=	24.330	SQMT.
F	=	1 X	1.800	X	6.980	=	12.564	SQMT.
				TOTAL		=	303.179	SQMT.

SANCTIONED

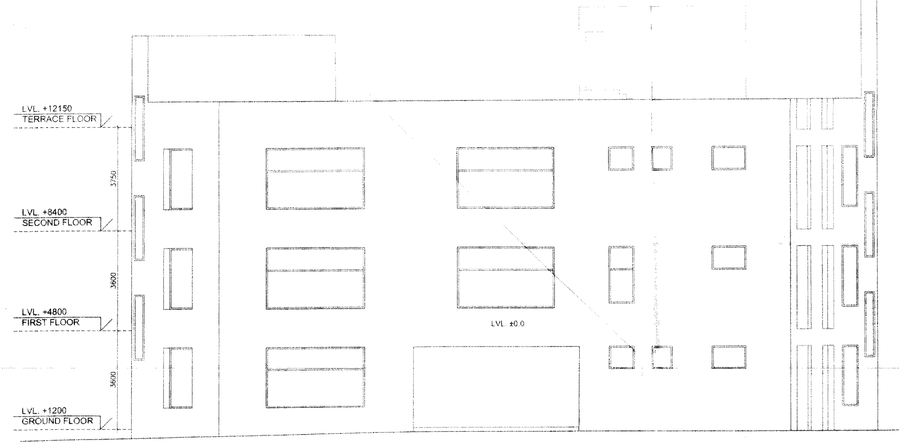

ELE- A

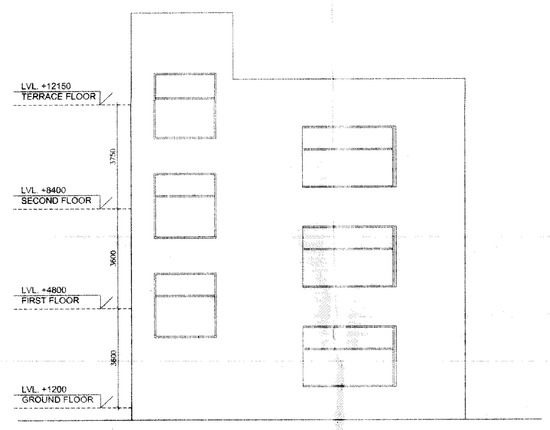

ELE- B

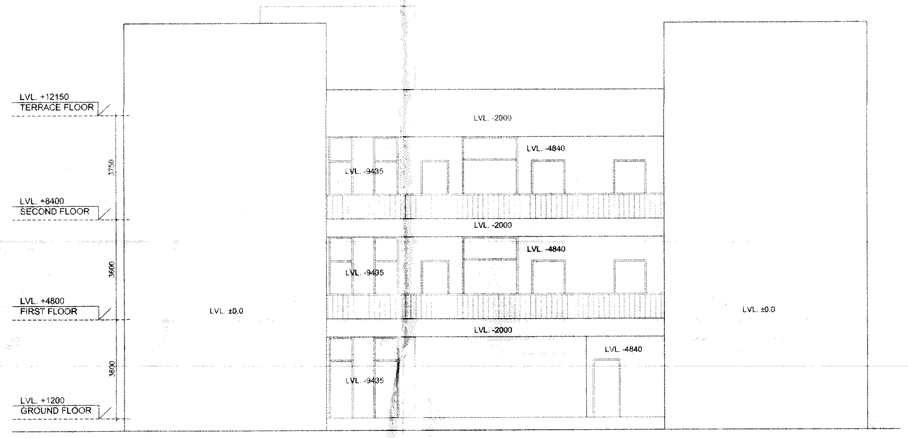

ELE- C

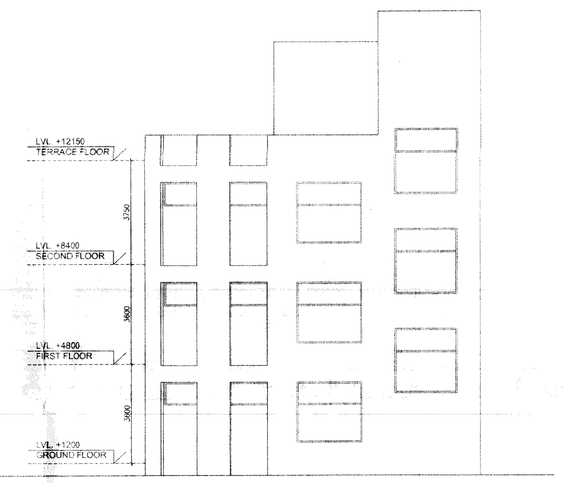

ELE- D

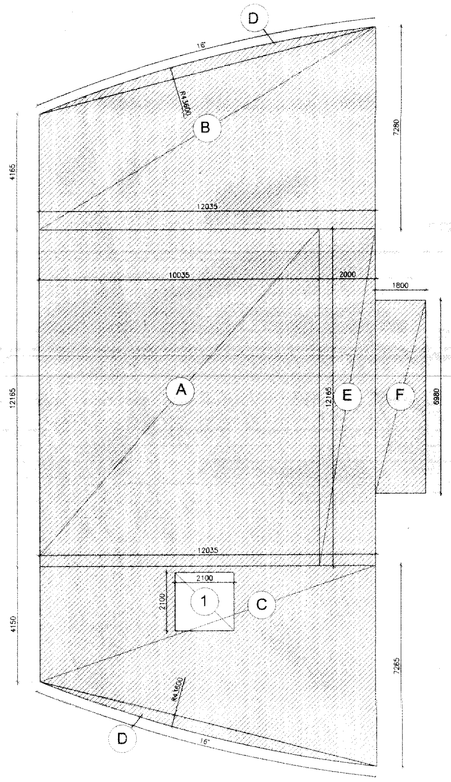

AREA DIAGRAM

LEGEND

SYMBOL	DESCRIPTION
	(S) WASTE & VENT PIPE
	(S) SOIL & VENT PIPE
	FLOOR DRAIN (100x100mm WITH TRAP)
	FLOOR TRAP (100x100mm WITH TRAP)
	GULLY TRAP 100x100
	MANHOLE
	VENT-LINE
	ANTI-SNAKE
	FLOOR INCH TRAP GRATE BASIN

NOTES ON PLUMBING SERVICES :

1. THIS DRAWING REPRESENTS ONLY A PLUMBING DETAIL FOR ARCHITECTURAL / STRUCTURAL AND OTHER SERVICES REFER RELEVENT DRAWINGS.
2. PLEASE CO-ORDINATE THIS DRAWING WITH ALL OTHER RELEVANT DRAWINGS FOR ALL THE SERVICES.
3. ALL HORIZONTAL COLLECTORS AND WASTE PIPE SHALL RUN IN SUNKEN SLAB PREFERABLY IN THE SLOP OF 1:60.
4. F.T. MEANS DEEP SEAL TYPE TRAP WITH A PROVISION TO TAKE THE INLET FITTINGS FOR CONNECTION TO WASHBASIN & SINK ETC. AS REQUIRED.
5. LOCATION OF FLOOR TRAPS GIVEN IN THE DRAWINGS MAY CHANGE ILAS PER CONDITION AND ARCHITECTURAL REQUIREMENTS.
6. SLOPE IN THE TOILET SHALL BE KEPT GENERALLY TOWARDS THE FLOOR TRAP AS PER ARCHITECTURAL DETAILS.

HORIZONTAL PIPE CONNECTIONS SHALL BE AS FOLLOWS.

FROM WASH BASIN TO FT	32M PIPE
FROM FT TO FT	50M PIPE
FROM FT TO GULLY TRAP	100M PIPE
FROM GT TO MANHOLE	100M PIPE
FROM WC TO MANHOLE	100M PIPE
FROM VERTICAL STACK TO MANHOLE	100M PIPE

LEGEND

SYMBOL	DESCRIPTION
	(100M SOIL & VENT PIPE
	(50M WASTE & VENT PIPE
	CWS DN TANK (domestic purpose)
	CWS DN TAKE FOR FLUSHING SYSTEM
	COLD WATER SUPPLY RISER 32M
	25MFLUSHING WATER RISER FROM STP
	100M RAIN WATER PIPE FOR BALCONY
	100M RAIN WATER PIPE FROM TERRACE
	150M MS FIRE RISER

NOTES ON PLUMBING SERVICES :

1. THIS DRAWING REPRESENTS ONLY A PLUMBING DETAIL FOR ARCHITECTURAL / STRUCTURAL AND OTHER SERVICES REFER RELEVENT DRAWINGS.
2. PLEASE CO-ORDINATE THIS DRAWING WITH ALL OTHER RELEVANT DRAWINGS FOR ALL THE SERVICES.
3. ALL HORIZONTAL COLLECTORS AND WASTE PIPE SHALL RUN IN SUNKEN SLAB PREFERABLY IN THE SLOP OF 1:60.
4. F.T. MEANS DEEP SEAL TYPE TRAP WITH A PROVISION TO TAKE THE INLET FITTINGS FOR CONNECTION TO WASHBASIN & SINK ETC. AS REQUIRED.
5. LOCATION OF FLOOR TRAPS GIVEN IN THE DRAWINGS MAY CHANGE ILAS PER CONDITION AND ARCHITECTURAL REQUIREMENTS.
6. SLOPE IN THE TOILET SHALL BE KEPT GENERALLY TOWARDS THE FLOOR TRAP AS PER ARCHITECTURAL DETAILS.

HORIZONTAL PIPE CONNECTIONS SHALL BE AS FOLLOWS.

FROM WASH BASIN TO FT	40mm OD PIPE
FROM BATH TUB TO FT	50mm OD PIPE
FROM FD TO FT	63mm OD PIPE
FROM FT TO VERTICAL STACK	110mm OD PIPE
FROM WC TO VERTICAL STACK	110mm OD PIPE

AREA CALCULATION FOR MUMTY(NON FAR)

S.NO	=	NOS.		SIZE		=	AREA	UNIT
A	=	1 X	3.660	X	6.715	=	24.576	SQMT.
B	=	1 X	½ X .565 X 3.660			=	1.033	SQMT.
				TOTAL		=	25.609	SQMT.

AREA CALCULATION FOR MUMTY(NON FAR)

S.NO	=	NOS.		SIZE		=	AREA	UNIT
A	=	1 X	3.660	X	5.910	=	24.576	SQMT.
B	=	1 X	3.430	X	2.360	=	8.095	SQMT.
C	=	1 X	4.340	X	3.660	=	15.884	SQMT.
D	=	1 X	½ X .565 X 3.660			=	1.033	SQMT.
				TOTAL		=	49.588	SQMT.

LEGEND

SYMBOL	DESCRIPTION
	DOMESTIC WATER LINE
	FLUSH WATER LINE
	GAS LINE
	CONTROL VALVE
	NON RETURN VALVE
	AIR RELEASE VALVE
	KHURRA KHORAD

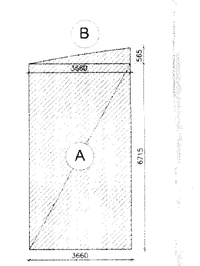

AREA DIAGRAM OF MUMTY

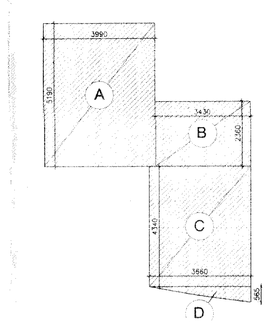

AREA DIAGRAM OF MACHINE ROOM AND MUMTY

DOOR & WINDOWS SCHEDULE

SYMBOL	NAME	SIZE	QUI. I.R.	UNITS I.R.
1.	D1	1000 X 2090	±30	±2050
2.	D2	1000 X 2090	±30	±2050
3.	D3/FD	900 X 2090	±30	±2050
4.	D4	750 X 2090	±30	±2050
5.	FD1	1000 X 2090	±30	±2050
6.	WC	2600 X 2200	±750	±2050
7.	WC	2450 X 2200	±750	±2050
8.	WC	2250 X 2200	±750	±2050
9.	WB	2000 X 2200	±750	±2050
10.	WC	900 X 1950	±1000	±2050
11.	WD/FV	1600 X 850	±2500	±2050
12.	WT/FV	1200 X 850	±2500	±2050
13.	WD/FV	900 X 850	±2500	±2050
14.	WD/FV	750 X 850	±2500	±2050

DEVELOPERS.
PIONEER URBAN LAND & INFRASTRUCTURE LTD.
Paras Downtown Centre, 5 & 7 Floors,
Sector 53, Gurgaon, Haryana-122002.

KEY DRAWING

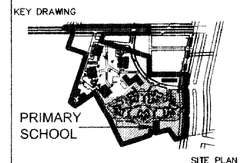

SITE PLAN

DRG. NO. M/A – 2.42
JOB. NO. –
SCALE 1:100
DATE 25.06.11
DEALT SHRUTIKA
CHKD.

PROJECT
PROPOSED GROUP HOUSING ON 24.606 ACRES AT SECTOR-62, GURGAON, HARYANA

NURSERY SCHOOL

FLOOR PLAN,ELEVATIONS,SECTIONS AND AREA CHART

MANI - CHOWFLA ARCHITECTS CONSULTANTS
H-E , MAHAPAR BASH, NEW DELHI –65

ARCHITECT'S SIGN.
ANURAAG CHOWFLA
Partner
Mani Chowfla
CA Registration No. 79733

AUTHORISED SIGNATORY

55